

AIMC 2017
Asia International Multidisciplinary Conference

**PARADIGM OF MEDIATING EFFECT,
NOVELTY-SEEKING TENDENCIES IN TOURISTS' VISIT AND
REVISITATION**

Abubakar Ayodele M. (a)*, Mohamad.Shah Kassim (b), Farrah Merlinda Binti Muharam (c)
*Corresponding author

(a) Universiti Teknologi Malaysia, Skudai Johor, Malaysia, delmervin1@gmail.com

(b) Universiti Teknologi Malaysia, Skudai Johor, Malaysia,

(c) Universiti Teknologi Malaysia, Skudai Johor, Malaysia merlinda@utm.my,

Abstract

The literature review draws from divergent schools of thought and various academic disciplines to explain the research variables. Also, the study highlight the existing knowledge. Firstly, the researcher discusses the impact context of the study with the roles that tourism sector has on economic growth and the significance of tourism sector's contribution towards national economy which is essentials. Secondly, the researcher discusses the literature and its assumptions arrived via moderator, mediator and outcome of the study. Thirdly, the researcher explains the theoretical foundation supporting all the studied variables. The development of the research conceptual framework is also discussed. The previous study underlines on the theory and the research that has been formerly done surrounding perceived value, destination image, satisfaction, novelty-seeking, and visit and / or revisit intention. This study elaborates on how the research objectives can be investigated effectively using proposing conceptualization of novelty seeking tendencies as mediating effect between the IV and DV in the research approach.

© 2018 Published by Future Academy www.FutureAcademy.org.UK

Keywords: Novelty-Seeking, Perceived Value, Satisfaction, Destination image, Tourist revisit intention.



1. Introduction

It is agreed that in the past, the description of tourism is only focused on the characteristics of visitors, and the conditions in which they travelled, stayed and the purpose of their visit but there is an increasing awareness nowadays on the role that tourism plays (WTO, 2002). The role play is either directly, indirectly or through induced effects in the national economy in terms of generation of value added such as: creating an employment, contribute to personal income and contributing tax revenue to government. Tourism, as it continues to be one of the world's largest and fastest growing industry sectors, it is agreed that tourism sector create jobs, supporting livelihoods and fast growing economic activities, and connecting people around the globe. Due to the relevance of tourism sector in today world businesses and in creating an edge among the competitors and also, for the fact that there are identified gap in previous research study which mainly focus to get tourist revisit a destination (Williams & Soutar, 2009). Meanwhile, (Assaker & Hallak, 2013) suggested the moderating effect of tourist through novelty seeking tendencies among the variables. (Assaker, Vinzi, & O'Connor, 2011) also examine the effect of novelty seeking on tourists among the variables.

Therefore, this research is based on tourist intention to revisit a destination, even though the topic has been in the research discussion for over a decade. Tourist's satisfaction is one of the major focus and their behaviour to make a comeback decision to a destination. Hence, the researcher motivation to expand the important issue of previous literature research. (Assaker & Hallak, 2013) describe novelty as "Customers" tendencies to purchase a new product as opposed to purchasing the same product over and over again, hence tourist revisit intention has been identified as a significant gap in tourism management which draw the gap that enough research has not been carried out to weigh the temporal dimension of revisit intention and the importance of study to focus on determinants of perceived value (Assaker & Hallak, 2013). (Assaker & Hallak, 2013) also explained that for organizations to attract travelers based on novelty-seeking tendencies, they should find ways to build the knowledge of the travelers about the places, people and things as well as to give them the opportunity to see and experience unique aboriginal or native groups and people from different ethnic group. Further stated that, it is also important to let the tourists experience local cuisine and meet friendly local people (Assaker & Hallak, 2013; Petrick & Backman, 2002).

2. Problem Statement

Literature have noted that tourism industries had continues to be one of the world's largest and fastest growing industry that create jobs, supporting livelihoods and fast growing economic activities which is also connecting people around the globe. The decision of tourist behavior play important roles to the prospect growth of the industry. However, many researcher has agreed to tourist satisfaction as one of the factor that lead to tourist decision behavior when it comes to destination visit and or revisit intention. (Assaker & Hallak, 2013) tend to address this issue by introducing novelty seeking tendencies as a means to moderate satisfaction and other variables in respect to get tourist revisit destination. As it's agreed that Novelty seeking tendencies theory provide a strong theoretical ground in elaborating the behavior of tourists in terms of their destination choice (Assaker & Hallak, 2013; George, 2004). Assaker & Hallak, 2013 further added to the body of literature stating that novelty-seeking means tourists seek optimal level of stimulation which in turn influences their behavioral choice. The scholars also revealed that tourists switch

their services and seek new services even though they are satisfied with the original services received. It is abundant to give a close attention to the research of moderating effect of novelty seeking tendencies and mediating effect of novelty seeking tendencies in tourist revisit intention due to the different perception of literature theories. From the preceding research it is noted that moderating effect of studies have gained momentum among the factors that considered to be affected by destination choice such factors as satisfaction, destination image and perceived value. Meanwhile, Novelty seeking tendencies seems to be the focus in the latest research. And literature has primarily emphasized on the importance of novelty-seeking tendencies (Assaker & Hallak, 2013), such importance has not been fully explored by testing novelty-seeking tendencies as mediating factor to mediate between the IV and DV. And since it is noted that satisfaction of tourists is one of the core concepts of tourists' behavior to make a decision on their revisit intention. Hence, ratifying the exact catalysts of growth is important to formulate effective instruments of policy that will enhance economic growth in the long-term. As therefore, **figure 2** shown the existing model of moderating effect of tourist's novelty seeking tendencies which researcher finding it inconclusive and also inconsistency from previous research. It is also shown in **figure 1** the proposed expand contribution of this research model mediating effect of novelty seeking tendencies in tourist revisit intention by applying the theory of eclectic model by (Dunning, 2004) which pave way in its third sub-paradigm (OLI) and agreed to a new framework for alternative ways either to organize, to create and to explore core competencies of situation. It's also agreed that for more than two decade eclectic paradigm (OLI) has remained dominant analytical framework in accommodating a variety of construct theories due to its flexibility.

Mediating effect of novelty-seeking tendencies in Tourists' Revisit Intention is considered the value added contribution towards the body of knowledge, proposed as conceptual model of this study as shown in **Figure 1**. This research designates novelty-seeking tendencies as a mediator between destination image, perceived value, satisfaction and revisit intentions of tourists. Mediator variable can be express as a middle variable or let's say "referee" between IV and DV. And its purpose is to give clear understanding on relationship between IV and DV. For instance, the influence of IV is not directly link to DV. But with the involvement of mediator "referee" there is sought of indirect link to DV. In expression, IV → Mediator → DV. In another term, a boxer (IV) has to be successfully guided by a referee (Mediator) enable to be accord winning (DV). In mathematical and statistical expression

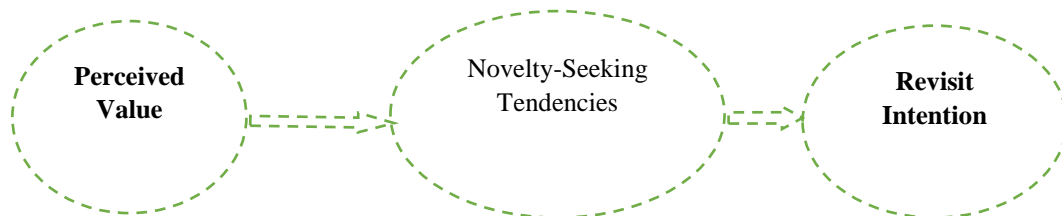


Figure 01: Contribution to Existing Model

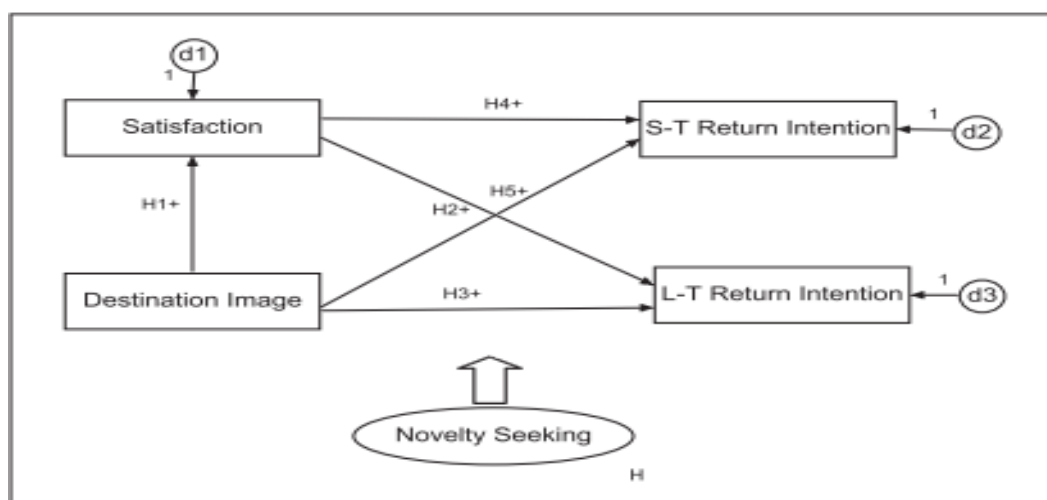


Figure 02. Existing Model

Indirect effect of X (**Perceived Value**) on Y (**Revisit Intention**) through Mi (Novelty-Seeking Tendencies) = $a_i b_i$ where X is the (**Perceived Value**), Mi is the (Novelty-Seeking Tendencies) and Y is the (**Revisit Intention**). Whereas, X can be more than 1 as the contestants. Direct effect of X on Y = c_i

In compare to moderator variable which can be express as a third party that refine the either known or unknown relationship between IV and DV. Its purpose is to measure the ability or strength of the relationship between the IV and DV. From the preceding discussion, it is clear that expansive research has been done on the tourists' revisit intentions that suggest that destination image and satisfaction affects tourists' intention to revisit a destination (Nguyen & Leblanc, 2001; Ramseook-Munhurrun, Seebaluck, & Naidoo, 2015) However, limited researched has addressed the relationship of perceived value when examining tourists' intention to return to a destination (Assaker & Hallak, 2013). Similarly, novelty-seeking tendencies has gained momentum in marketing research especially when related to products (Bigné, Sánchez, & Andreu, 2009). Nevertheless, studies done on service industry is scarce and is considered as a research gap (Shawn Jang & Feng, 2007; Assaker et al., 2011; Bosque, Martín, Collado, & Salmones, 2009; Niininen, Szivas, & Riley, 2004). Bigné et al., (2009) stated that novelty-seeking tendencies is an under-researched area in the literature. Therefore, this study will attempt to narrow this research gap by exploring the mediation role of novelty-seeking tendencies between satisfaction, perceived value destination image and revisit intentions' of tourists. Various researches have attempted to identify the tourist revisit intention in short-term, mid-term, and long-term such as (Jang & Feng, 2007; Huang, Weiler, & Assaker, 2014) Although there is contrary with (Assaker et al., 2011) which revealed that novelty-seeking tendencies have an important effect on revisit intention regardless of it being short-term, mid-term or long-term. This has later been contrary to the research done by (Yin, Chew, & Jahari, 2014) as well. Therefore, this research will focus on revisit intention as a whole. In supporting of this study researcher has applied System theory as the measure to conceptualization framework of novelty-seeking tendencies as mediation effect between the IV and DV. System theory can be express as an interdisciplinary theory in which that can be used as a measure to all disciplines including social behavior as in this current study. A distinctive characteristic of systems theory is that it developed simultaneously across various disciplines such as natural and ecological sciences chemical and biological disciplines and sociology and psychology (Mele, Pels, & Polese, 2010).

From the conceptualization framework and its theoretical perspective, the system is on the notion that tourist behavior and their decision making especially to visit or re-visit a destination can be visualized as a system or interrelated aspects that operate as a whole in pursuit of common goals (Mele et al., 2010).

3. Research Questions

The overarching research objective is to investigate the relationship between perceived quality, destination image, overall satisfaction, and mediation effect of novelty-seeking tendencies on tourist visitation intention to Singapore. The specific objectives are:

1. To determine the relationship of perceived quality on tourists' overall satisfaction, and revisit intention in Singapore
2. To examine the relationship of destination image on tourists' overall satisfaction, and revisit intention in Singapore
3. To identify the relationship of satisfaction to revisit intentions (long-term and short-term) of tourists in Singapore
4. To identify the relationship of novelty-seeking tendencies to revisit intentions of tourists in Singapore

4. Purpose of the Study

In this research preceding, the research is align into psychology, marketing and tourism in which to state that the research model will illustrate causal relationship among the construct such as satisfaction, destination image, perceived value, mediating effect of novelty seeking tendencies and revisit intention. Hence, the research objectives is based on investigating into overarching research guideline that facilitate tourist's decision behaviour towards destination revisit intention. And also, to give the clear picture of mediating effect of novelty seeking tendencies through satisfaction, destination image, perceived value and revisit intention. Further, to identify the relationship on satisfaction, destination image, perceived value and revisit intention. Finally, to determine the relationship on satisfaction, destination image, perceived value and revisit intention. This study is significantly abundant to the government of tourism economy country, it is also significant contribution to the body of knowledge (academia) by narrowing research gap of moderating effect of novelty seeking tendencies and mediating effect of novelty seeking tendencies in tourist revisit intention. Finally the study will abundantly and significantly contributes to tourism sector and other industries to help reinforcing the mind-set of marketing management and the decision maker in the aspect of the factors that lead to tourist visit and or revisit intention, satisfaction and novelty-seeking tendencies that affiliated to it.

5. Research Methods

Researcher has obtain and adopt quantitative research approach with the help of questionnaire as a tool in order to fulfil the research objectives. Scholars such as: (Saunders, Lewis, & Thornhill, 2012) have agreed on two type of research design which are qualitative and quantitative hence, for the purpose of achieving the research objective of this study which is exploring the mediation role of novelty-seeking

tendencies between perceived value, satisfaction, destination image, and revisit intentions, quantitative research approach with questionnaire as a tool has been adopted. It's also prudent to apply cross-sectional research approach due to the time factor of the study. This is because by applying cross-sectional research approach and obtaining quantitative research approach with questionnaire as a tool will enable the researcher to reach out to a wide range of respondents in quick time (Deng & Wang, 2015; Zikmund, Babin, Carr, & Griffin, 2013) and will help to meet with the respondent face to face. It is agree that research design is the overall plan of the way a scholar will collect and analyse the data and identify the methods (Saunders et al., 2012). Hence the research objectives of this study uses both explanatory and descriptive. Meanwhile, convenient sampling technique was used in this study with a sample of 450 respondents' population. According to Raosoft calculation 377 respondents will be the target out of remain of 450 questionnaire that have been distributed. And Within this approach out of 377 questionnaires distributed, 324 questionnaires are believed to be valid with 72 percent response rate. The exact point of unit of analysis of this study is Harbourfront Centre (Ferry Terminal) and the questionnaires was only targeted to international tourists in Singapore. The research also adopt deductive research approach which enable to support the hypotheses that have been formulated and the research framework that has been developed.

Sample of the study were conducted and collated at the HarbourFront Center (Ferry Terminal) in Singapore with permission obtained from Berlian Ferries Pte Ltd. Berlian Ferries Pte Ltd is one the major and largest ferry transportation at Harbourfront Center (Ferry Terminal). This ferry terminal is akin to the Singapore Changi Airport as being the famous ferry terminal compared to other ferry terminals in Singapore. This center is also a popular location for tourists who visit Singapore through sea and going out of Singapore to places in Indonesia and Malaysia. It is a very convenient place as it houses a rapid rail station, shopping complexes via-link with Vivo City, including food and retail shops. Procedure First, the descriptive analysis of the demographic characteristics was attained and using SPSS software version 20. Second, study has tested the research model structural equation modelling (SEM) via partial least square (PLS) technique. PLS modelling was used to examine the relationships and was used to obtain the full-scale data that is cleaned by factor analysis. The scope of study gathered its sample from tourists visiting Singapore at Harbour Front Centre (Ferry Terminal), participant were above 18 years old of age, Male and Female. The empirical evidence justifying the sample size chose is explained in **Table 01**.

Table 01. Empirical support of sample size

Author(s)	Research topic	Location of study	Questionnaires distributed	Questionnaires received	Response rate
Bigne, Sanchez and Andreu (2009)	The role of variety seeking in short and long run revisit intentions in holiday destinations	Eight Spanish Cities	400 questionnaire	228 questionnaires	57 percent

Assaker and Hallak (2013)	Moderating effects of tourists' novelty-seeking tendencies on destination image, visitor satisfaction, and short-and long-term revisit intentions	European visitors to Mediterranean destinations	634 questionnaires	450 questionnaires	71 percent
---------------------------	---	---	--------------------	--------------------	------------

Accordingly, the measurement adopted in this study is based on the demographic characteristic and the key variables of this research framework namely, perceived value, satisfaction, destination image, novelty-seeking tendencies, and revisit intentions. Therefore, in this research, together with the demographic details, the questionnaire contains 27 questions which assist the researcher to obtain the research objectives. In relation to this, the questionnaire is divided to six sections. Section A probe the demographic profile of the respondents while Section B investigate the perceived value. Section C review the destination image whereby Section D enquire the satisfaction. Likewise Section E examine novelty-seeking tendencies and Section F explore the revisit intentions of tourists. The questions in Section A is adapted from (Kim, Jung-Eun Yoo, & Lee, 2012). Questions from B, C, D, E, and F is based on a five-point Likert scale with a scale showing “1” as “strongly disagree” to “5” as “strongly disagree” whereby the respondents were asked to indicate their perception with regard to perceived value, satisfaction, destination image, novelty-seeking tendencies, and revisit intentions. Moving on, a 5 item scale from was adapted from (Dodds, 1991). Section B on perceived value, a 3 item scale was adapted for Section C from (“Nguyen,” n.d.; Nguyen & LeBlanc, 2001) to measure destination image and a 4 item scale was adapted for Section D from (Burnham, Frels, & Mahajan, 2003) to measure satisfaction. A 9 item scale for Section E and a 2 item scale for Section F was adapted from (Assaker & Hallak, 2013) to measure novelty-seeking tendencies and revisit intentions respectively. Table 02 depicts a summary of the questionnaire along with its scales and the sources that it was adapted from (See Appendix D for the sample of the questionnaire).

Table 02. Summary of the Questionnaire

Sections	Scales	Questions	Reference Source
Section A	Demographics	4	Kim, Yoo and Lee (2012)
Section B	Perceived value	5	Dodds, Monroe and Grewal (1991)
Section C	Destination image	3	Nguyen and Leblanc (2001)
Section D	Satisfaction	4	Burnham, Frels and Mahajan (2003)
Section E	Novelty-seeking tendencies	9	Assaker and Hallak (2013)
Section F	Revisit intentions	2	Assaker and Hallak (2013)

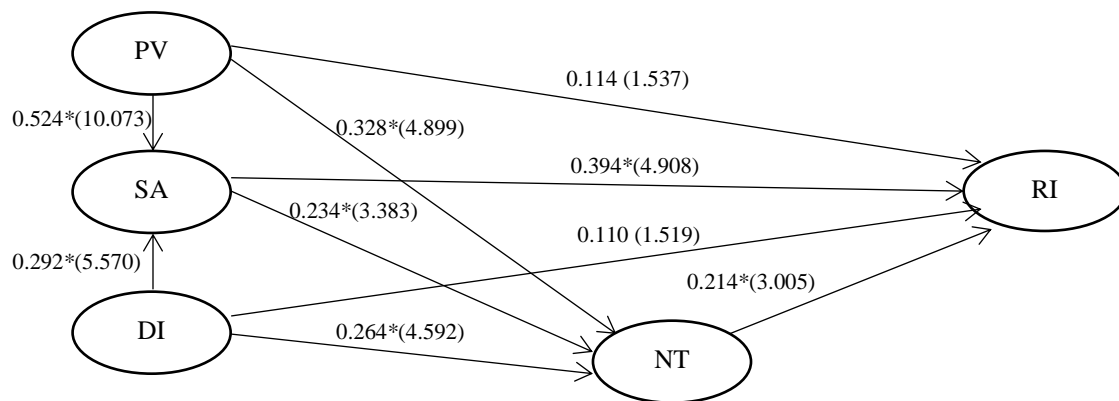


Figure 03. Research Model

6. Findings

From the preceding the researcher as fund the following findings: starting from the data received from the profiled demographic characteristics of the respondents were transformed into presentable form. This entails gender, age, education level, and income (in USD) of the respondents. The profile is depicted in Table 3, the first construct of gender demonstrates that the majority of the respondents are female (n = 170, 52.5%) compared to male (n = 154, 47.5%). Similarly, most respondents were between the age 35 – 54 age bracket (n = 184, 56.8%) followed by respondents that are between the age bracket 18 – 34 (n = 121, 37.3%). The least age bracket falls on those who exceeds the age of 55 (n = 19, 5.9%). Within this approach, a significant number of respondents hold an undergraduate degree (n = 155, 47.8%) followed by respondents with a diploma or completed college (n = 104, 32.1%). The least are in the category of postgraduate studies (n = 65, 20.1%) as education level. This is in correspondence with the age of the majority of respondents. Moreover, majority of the respondents have an income between USD1500 to USD2499 per month (n = 144, 44.4%) followed by respondents earning USD2500 to USD3499 (n = 105, 32.4%) per month. Some respondents achieve less than USD1499 per month (n = 58, 17.9%) whereby the least number of respondents receive an income more than USD3500 per month (n = 17, 5.2%).

Table 03. Demographic profile of respondents]

Characteristics		Frequency (n = 101)	
		n	%
Gender	Male	154	47.5
	Female	170	52.5
Age	18 – 34	121	37.3
	35 – 54	184	56.8
	55 and above	19	5.9
Education Level	Diploma / College	104	32.1
	Undergraduate	155	47.8
	Postgraduate	65	20.1

Others			
Income in USD	Less than 1499	58	17.9
	1500 - 2499	144	44.4
	2500 - 3499	105	32.4
	More than 3500	17	5.2

Meanwhile, all the variables used in this research have been tested with reliability analysis to check the internal consistency both independent and dependent variables as agreed by (Churchill, 1979; Hair, Black, Babin, & Anderson, 2010; Nunnally, 1979; Sekaran, 2013). Cronbach's Alpha is used for all the variables as considerably higher than a threshold of 0.7 ranging from 0.8597 to 0.9684. This shows that the instrument used for this research is reliable and consistent. This is abridged in Table 04 below.

Table 04: Reliability of the constructs

Construct	Item			Cronbach's Alpha
Perceived Value	PV5.1, PV5.4,	PV5.2, PV5.5	PV5.3,	0.9347
Destination Image	DI6.1,	DI6.2,	DI6.3	0.9061
Satisfaction	SA7.1, SA7.4	SA7.2,	SA7.3,	0.9210
Novelty-seeking Tendencies	NT8.1, NT8.4, NT8.7,	NT8.2, NT8.5, NT8.8,	NT8.3, NT8.6, NT8.9	0.9684
Revisit Intentions	RI9.1,	RI9.2		0.8597

Note: Cronbach's Alpha > 0.7

PV, Perceived Value; DI, Destination Image; SA, Satisfaction; NT, Novelty-seeking Tendencies; and RI, Revisit Intentions

Finding from Partial-least Square (PLS) Modeling shows that the researcher has adopted outer model evaluation to probes the reflective variables which examine the discriminant and convergent validity of the variables. Similarly, the inner model evaluation which explores the association amid the variables, the model's fitness, and the valuation of the path constancy applying the t-statistics that established from the bootstrapping. This finding research model portrays perceived value (PV), destination image (DI), satisfaction (SA), novelty-seeking tendencies (NT), and revisit intentions (RI) as reflective constructs. And the factor loadings of all the reflective constructs has be proving in line with the composite reliability of the variables which was investigated by considering the factor loadings for each discrete item. None of the indicators had a factor loading value less than the threshold of 0.7; henceforth none of the indicators were removed as it meets the requirements mentioned by all the indicators loadings which exceed 0.7 thresholds, correlation amid the indicators and the variables are valid and ranges between 0.849 and 0.934. [Table 5](#) depicts the results of outer model evaluation of the reflective variables (i.e., PV, DI, SA, NT, and RI).

Table 05. Convergent and discriminant validity

Constructs	Items	Loadings	Composite Reliability	AVE	AVE ²
Perceived Value (PV)	PV5.1	0.870	0.9504	0.7930	0.6288
	PV5.2	0.883			
	PV5.3	0.906			
	PV5.4	0.907			
	PV5.5	0.888			
Destination Image (DI)	DI6.1	0.896	0.9411	0.8419	0.7088
	DI6.2	0.923			
	DI6.3	0.934			
Satisfaction (SA)	SA7.1	0.855	0.9442	0.8089	0.6543
	SA7.2	0.917			
	SA7.3	0.911			
	SA7.4	0.914			
Novelty-seeking Tendencies (NT)	NT8.1	0.868	0.9643	0.7502	0.5628
	NT8.2	0.870			
	NT8.3	0.870			
	NT8.4	0.849			
	NT8.5	0.869			
	NT8.6	0.869			
	NT8.7	0.880			
	NT8.8	0.865			
	NT8.9	0.856			
Revisit Intentions (RI)	RI9.1	0.939	0.9344	0.8769	0.7690
	RI9.2	0.934			

Note: Loadings > 0.5; Composite Reliability > 0.8; AVE > 0.5; AVE² > Correlations
 PV; Perceived Value; DI, Destination Image; SA, Satisfaction; NT, Novelty-seeking tendencies; and RI, Revisit Intentions

Hypothesis Testing

Research finding has indicate the relationship that exists amid perceived value, destination image, and satisfaction, novelty-seeking tendencies, and revisit intentions for tourists intention to revisit. It also portrays the mediation effect of novelty-seeking tendencies between perceived value, satisfaction, destination image, and revisit intention. Hence, the research findings depicted that the satisfaction and novelty-seeking tendencies mediate between perceived values and revisit intention and destination image and revisit intention.

Hypothesis 1 tested the relationship between perceived value and satisfaction for the tourists in Singapore. The result exhibited in Table 6: shows that perceived value has a strong positive significant relationship at 5 percent level ($\beta = 0.524, t = 10.073$) with satisfaction. Hence, hypothesis 1 is supported. Therefore, A more favorable perceived value results in high level of satisfaction.

Hypothesis 2 tested the relationship between perceived value and revisit intention for tourists in Singapore, thereby stating that A more favorable perceived value results in a higher intention to revisit the destination. The results exhibited in Table 6: indicates that the perceived value has a weak positive insignificant relationship ($\beta = 0.114$, $t = 1.537$) with revisit intention. Hence, hypothesis 2 is not supported.

Hypothesis 3 tested the relationship between perceived value and novelty-seeking tendencies for tourists in Singapore. Thereby stating that, A more favorable perceived value results in greater novelty-seeking tendencies. The result portrayed in Table 6: represents that the perceived value has a mediate positive significant relationship at 5 percent level ($\beta = 0.328$, $t = 4.899$) with novelty-seeking tendencies. Hence, hypothesis 3 is supported.

Hypothesis 4 tested the relationship between destination image and satisfaction for tourists in Singapore. It is thereby stating that A more favorable destination image results in high level of tourist satisfaction. The result depicted in Table 6: illustrated that the destination image has a weak positive significant relationship at 5 percent level ($\beta = 0.292$, $t = 5.570$) with satisfaction. Hence, hypothesis 4 is supported.

Hypothesis 5 tested the relationship between destination image and revisit intentions for tourists in Singapore. It is thereby stating that A more favorable destination image results in a higher intention to revisit the destination. The result showed in Table 6: demonstrated that destination image has a weak positive insignificant relationship at ($\beta = 0.110$, $t = 1.519$) with revisit intention. Hence, hypothesis 5 is supported.

Hypothesis 6 tested the relationship between destination image and novelty-seeking tendencies for tourists in Singapore. It is thereby stating that A more favorable destination image results in greater novelty-seeking tendency. The result portrayed in Table 6: depicted that destination image has a weak positive significant relationship at 5 percent level ($\beta = 0.264$, $t = 4.592$) with novelty-seeking tendencies. Hence, hypothesis 6 is supported.

Hypothesis 7 tested the relationship between satisfaction and revisit intention for tourists in Singapore. It is thereby stating that A higher level of tourist satisfaction with a destination results in a higher intention to revisit the destination. The result illustrated in Table 6: portrays that satisfaction has a mediate positive significant relationship at 5 percent level ($\beta = 0.394$, $t = 4.908$) with revisit intention. Hence, hypothesis 7 is supported.

Hypothesis 8 tested the relationship between satisfaction and novelty-seeking tendencies for tourists in Singapore. It is thereby stating that A higher level of tourist satisfaction with a destination results in a greater novelty-seeking tendency. The result demonstrated in Table 6: exhibits that satisfaction has a weak positive significant relationship at 5 percent level ($\beta = 0.234$, $t = 3.383$) with novelty-seeking tendencies. Hence, hypothesis 8 is supported.

Hypothesis 9 tested the relationship between novelty-seeking tendencies and revisit intention for tourists in Singapore. It is thereby stating that The relationship between novelty-seeking tendencies and revisit intention is mediate. The result shown in Table 6: illustrates that novelty-seeking tendencies has a weak positive significant relationship at 5 percent level ($\beta = 0.214$, $t = 3.005$) with revisit intention. Hence, hypothesis 9 is supported.

Indirect Effect

The researcher has also found (Hypothesis 10) to be multi-group invariance analysis which is essential to compare the model. Hence, hypothesis 10 is examined through a series of sub-hypotheses and it is to test the mediation effect of novelty seeking tendencies to perceived value, satisfaction, destination image and revisit intention.

Hypothesis 10a tests the mediation effect of satisfaction and novelty-seeking tendencies between perceived value and revisit intention for tourists in Singapore. Therefore, it is to state that; the relationship between perceived value and revisit intention is mediated by satisfaction and novelty-seeking tendencies. From the results illustrated in Table 6: satisfaction and novelty-seeking tendencies has a positive significant relationship with perceived value and revisit intention ($\beta = 0.214$, $t = 3.005$). The result shows that the indirect effect of perceived value to revisit intention through satisfaction and novelty-seeking tendencies is substantial. Therefore, satisfaction and novelty-seeking tendencies mediates the relationship between perceived value and revisit intention at 5 percent level. Hence, the indirect effect is supported.

Hypothesis 10b tests the mediation effect of satisfaction and novelty-seeking tendencies between destination image and revisit intention for tourists in Singapore. Therefore, it is to state that; The relationship between destination image and revisit intention is mediated by satisfaction and novelty-seeking tendencies. From the results portrayed in Table 6: satisfaction and novelty-seeking tendencies has a positive significant relationship with destination image and revisit intention ($\beta = 0.214$, $t = 3.005$). The result indicates that the indirect effect of destination image to revisit intention through satisfaction and novelty-seeking tendencies is substantial. Therefore, satisfaction and novelty-seeking tendencies mediates the relationship between destination image and revisit intention at 5 percent level. Hence, the indirect effect is supported.

Hypothesis 10c tests the mediation effect of novelty-seeking tendencies between perceived value and revisit intention for tourists in Singapore. Therefore, it is to that The relationship between perceived value and revisit intention is mediated by tourists' novelty-seeking tendencies. From the results depicted in Table 6: novelty-seeking tendencies has a direct positive significant relationship between perceived value and revisit intention ($\beta = 0.214$, $t = 3.005$). The result portrays that the indirect effect of perceived to revisit intention through novelty-seeking tendencies is substantial. Therefore, novelty-seeking tendency mediates the relationship between perceived value and revisit intention at 5 percent level. Hence, the indirect effect is supported.

Hypothesis 10d tests the mediation effect of novelty-seeking tendencies between destination image and revisit intention for tourists in Singapore. Therefore, it is to state that The relationship between destination and revisit intention is mediated by tourists' novelty-seeking tendencies. From the results shown in Table 6: novelty-seeking tendencies has a direct positive significant relationship between destination image and revisit intention ($\beta = 0.214$, $t = 3.005$). The result shows that the indirect effect of destination image to revisit intention through novelty-seeking tendencies is substantial. Therefore, novelty-seeking tendencies mediates the relationship between destination image and revisit intention at 5 percent level. Hence, the indirect effect is supported.

Hypothesis 10e tests the mediation effect of novelty-seeking tendencies between satisfaction and revisit intention and it is to state that The relationship between satisfaction and revisit intention is mediated

by tourists' novelty-seeking tendencies. From the results exhibited in Table 6: novelty-seeking tendencies has a direct positive significant relationship between satisfaction and revisit intention ($\beta = 0.214$, $t = 3.005$). From this it can be depicted that novelty-seeking tendencies does not act as a mediator between satisfaction and revisit intention regardless of the significance in the relationship. Hence the indirect effect is not supported. Based on the research objectives the research findings depicted that the satisfaction and novelty-seeking tendencies mediate between perceived values and revisit intention and destination image and revisit intention. It has also been found that novelty-seeking tendencies mediate between perceived values and revisit intentions and destination image and revisit intention. Nevertheless, it has been established that there is no mediation of novelty-seeking tendencies between satisfaction and revisit intention.

Table 06. Inner model evaluation and hypotheses testing

Paths	Path coefficient		Remarks
	Correlation	t-statistics	
<i>Direct Effects (Hypothesized Paths)</i>			
Hypothesis 1: PV -----> SA	0.524*	10.073	Supported
Hypothesis 2: PV -----> RI	0.114	1.537	Not Supported
Hypothesis 3: PV -----> NT	0.328*	4.899	Supported
Hypothesis 4: DI -----> SA	0.292*	5.570	Supported
Hypothesis 5: DI -----> RI	0.110	1.519	Not Supported
Hypothesis 6: DI -----> NT	0.264*	4.592	Supported
Hypothesis 7: SA -----> RI	0.394*	4.908	Supported
Hypothesis 8: SA ----->NT	0.234*	3.383	Supported
Hypothesis 9: NT ----->RI	0.214*	3.005	Supported
<i>Mediating (Indirect) Effects</i>			
Hypothesis 10a: PV ----> SA -----> NT-----> RI	0.214*	3.005	Mediates
Hypothesis 10b: DI ----> SA -----> NT ----> RI	0.214*	3.005	Mediates
Hypothesis 10c: PV ----> NT -----> RI	0.214*	3.005	Mediates
Hypothesis 10d: DI ----> NT -----> RI	0.214*	3.005	Mediates
Hypothesis 10e: SA ----> NT -----> RI	0.214*	3.005	No mediation
<i>Predictive Power (R²)</i>			
SA	0.567		
NT	0.530		
RI	0.529		

Note: * p < 0.005

PV, Perceived Value; DI, Destination Image; SA, Satisfaction; NT, Novelty-seeking Tendencies; and RI, Revisit Intentions

7. Conclusion

An important research area is revisit intention of tourists that contributes to the economic growth and assist organizations to achieve a sustainable competitive advantage (Jang & Feng, 2007; G. Assaker & Hallak, 2013; Hui, Wan, & Ho, 2007; Kozak, 2001; Oppermann, 1999; Su & Lin, 2014; Tang & Abosedra, 2014). However, novelty-seeking tendencies have been paid less attention in the tourism literature apart from few exceptions such as ((Shawn) Jang & Feng, 2007; Niininen et al., 2004; Padilla & McElroy, 2007). The theory of novelty-seeking tendencies which is an innate quality in tourists that plays an important role in decision making (Assaker & Hallak, 2013; Cohen, 1979; Lee & Crompton, 1992; Petrick, 2002) has been viewed as a theoretical lens. The study attempted to examine the relationship between perceived value, satisfaction, destination image, and novelty-seeking tendencies to revisit intention. It also established the mediation role of novelty-seeking tendencies between perceived value and destination image to revisit intention of tourists to Singapore. This is inconsistent with the research done by (Assaker et al., 2011). It has also been found that novelty-seeking tendencies do not mediate between satisfaction and tourist revisit intention. This is in contrary with the research done by (Assaker et al., 2011). Apart from the mediation effect, the present research also revealed that perceived value which is the expand contribution to the model of (Assaker, Vinzi, & O'Connor, 2011), also, satisfaction and destination image has a positive influence on novelty-seeking tendencies. It has been revealed that although perceived value and destination image has no direct relationship with revisit intention, satisfaction highly influences the tourist intention to revisit a destination. Within this backdrop, it is hoped that the present research delivered added empirical evidence on how organizations that are both foreign and local owned will enhance tourist revisit intention as a major driver for success.

Acknowledgments

My Appreciation to my Supervisor Dr. Farrah Merlinda, Dr. Mohammad Shah Kasim Universiti Teknologi Malaysia Skudai Johor Malaysia (UTM), to my wife Nor'ain Binte Abu Bakar (LLB) University of London, Family and friends for their immensely support.

References

- Assaker, G., & Hallak, R. (2013). Moderating Effects of Tourists' Novelty-Seeking Tendencies on Destination Image, Visitor Satisfaction, and Short- and Long-Term Revisit Intentions. *Journal of Travel Research*, 52(5), 600–613. <http://doi.org/10.1177/0047287513478497>
- Assaker, G., Vinzi, V. E., & O'Connor, P. (2011). Examining the effect of novelty seeking, satisfaction, and destination image on tourists' return pattern: A two factor, non-linear latent growth model. *Tourism Management*, 32(4), 890–901. <http://doi.org/10.1016/j.tourman.2010.08.004>
- Bigné, J. E., Sánchez, I., & Andreu, L. (2009). The Role of Variety Seeking in Short and Long Run Revisit Intentions in Holiday Destinations. *International Journal of Culture, Tourism and Hospitality Research*, 3(2), 103–115. <http://doi.org/10.1108/17506180910962113>
- Bosque, I. R. Del, Martín, H. S., Collado, J., & Salmones, M. D. M. G. D. L. (2009). A framework for tourist expectations. *International Journal of Culture, Tourism and Hospitality Research*, 3(2), 139–147. <http://doi.org/10.1108/17506180910962140>
- Burnham, T. A., Frels, J. K., & Mahajan, V. (2003). Consumer Switching Costs: A Typology, Antecedents, and Consequences. *Journal of the Academy of Marketing Science*, 31(2), 109–126. <http://doi.org/10.1177/0092070302250897>

- Churchill, G. A. (1979). A Paradigm for Developing Better Measures of Marketing Constructs. *Journal of Marketing Research*, 16(1), 64. <http://doi.org/10.2307/3150876>
- Cohen, E. (1979). Rethinking the sociology of tourism. *Annals of Tourism Research*, 6(1), 18–35. [http://doi.org/10.1016/0160-7383\(79\)90092-6](http://doi.org/10.1016/0160-7383(79)90092-6)
- Deng, Z., & Wang, Z. (2015). Early-mover advantages at cross-border business-to-business e-commerce portals. *Journal of Business Research*, 69(12), 6002–6011. <http://doi.org/10.1016/j.jbusres.2016.05.015>
- Dodds, W. B. (1991). In Search of Value: How Price And Store Name Information Influence Buyers' Product Perceptions. *Journal of Services Marketing*, 5(3), 27–36. <http://doi.org/10.1108/08876049110035602>
- Dunning, J. H. (2004). The contribution of British scholarship to international business studies. *International Business Review*, 13(2), 257–279. <http://doi.org/10.1016/j.ibusrev.2003.09.005>
- Fornell, C., & Larcker, D. F. (1981). Structural Equation Models with Unobservable Variables and Measurement Error: Algebra and Statistics. *Journal of Marketing Research*, 18(3), 382–388. <http://doi.org/10.2307/3150980>
- George, B. P. (2004). Past visits and the intention to revisit a destination: place attachment as the mediator and novelty seeking as the moderator. *Journal of Tourism Studies*, 15(2), 51–66. Retrieved from <http://www.cabdirect.org/abstracts/20053022778.html>
- Hair, J. F., Black, W. C., Babin, B. J., & Anderson, R. E. (2010). Multivariate Data Analysis. *Vectors*. <http://doi.org/10.1016/j.ijpharm.2011.02.019>
- Huang, S., Weiler, B., & Assaker, G. (2014). Effects of interpretive guiding outcomes on tourist satisfaction and behavioral intention. *Journal of Travel Research*, 0047287513517426-. <http://doi.org/10.1177/0047287513517426>
- Hui, T. K., Wan, D., & Ho, A. (2007). Tourists' satisfaction, recommendation and revisiting Singapore. *Tourism Management*, 28(4), 965–975. <http://doi.org/10.1016/j.tourman.2006.08.008>
- Kim, T. (Terry), Jung-Eun Yoo, J., & Lee, G. (2012). Post-recovery customer relationships and customer partnerships in a restaurant setting. *International Journal of Contemporary Hospitality Management*, 24(3), 381–401. <http://doi.org/10.1108/09596111211217879>
- Kozak, M. (2001). Comparative assessment of tourist satisfaction with destinations across two nationalities. *Tourism Management*, 22(4), 391–401. [http://doi.org/10.1016/S0261-5177\(00\)00064-9](http://doi.org/10.1016/S0261-5177(00)00064-9)
- Lee, T. H., & Crompton, J. (1992). Measuring novelty seeking in tourism. *Annals of Tourism Research*, 19(4), 732–751. [http://doi.org/10.1016/0160-7383\(92\)90064-V](http://doi.org/10.1016/0160-7383(92)90064-V)
- Mele, C., Pels, J., & Polese, F. (2010). A Brief Review of Systems Theories and Their Managerial Applications. *Service Science*, 2(1–2), 126–135. http://doi.org/10.1287/serv.2.1_2.126
- Nguyen. (n.d.).
- Nguyen, N., & Leblanc, G. (2001). Corporate image and corporate reputation in customers' retention decisions in services. *Journal of Retailing and Consumer Services*, 8, 227–236. [http://doi.org/10.1016/S0969-6989\(00\)00029-1](http://doi.org/10.1016/S0969-6989(00)00029-1)
- Nguyen, N., & LeBlanc, G. (2001). Image and reputation of higher education institutions in students' retention decisions. *International Journal of Educational Management*, 15(6), 303–311. <http://doi.org/10.1108/EUM0000000005909>
- Niininen, O., Szivas, E., & Riley, M. (2004). Destination loyalty and repeat behaviour: an application of optimum stimulation measurement. *International Journal of Tourism Research*, 6(6), 439–447. <http://doi.org/10.1002/jtr.511>
- Nunnally, J. C. (1979). This Week 's Citation Classic. *Psychometric Theory*, 1978.
- Oppermann, M. (1999). Predicting destination choice -- A discussion of destination loyalty. *Journal of Vacation Marketing*, 5(1), 51–65. <http://doi.org/10.1177/135676679900500105>
- Padilla, A., & McElroy, J. L. (2007). Cuba and caribbean tourism after castro. *Annals of Tourism Research*, 34(3), 649–672. <http://doi.org/10.1016/j.annals.2007.02.004>
- Petrick, J. F. (2002). An examination of golf vacationers' novelty. *Annals of Tourism Research*, 29(2), 384–400. [http://doi.org/10.1016/S0160-7383\(01\)00040-8](http://doi.org/10.1016/S0160-7383(01)00040-8)
- Petrick, J. F., & Backman, S. J. (2002). An Examination of the Construct of Perceived Value for the Prediction of Golf Travelers' Intentions to Revisit. *Journal of Travel Research*, 41(August), 38–45.

- <http://doi.org/10.1177/004728750204100106>
- Ramseook-Munhurrin, P., Seebaluck, V. N., & Naidoo, P. (2015). Examining the Structural Relationships of Destination Image, Perceived Value, Tourist Satisfaction and Loyalty: Case of Mauritius. *Procedia - Social and Behavioral Sciences*, 175(230), 252–259. <http://doi.org/10.1016/j.sbspro.2015.01.1198>
- Saunders, M., Lewis, P., & Thornhill, A. (2012). *Research Methods for Business Students. Research methods for business students*.
- Sekaran, U. (2013). *Research methods for business. Research methods for business* (Vol. 65). <http://doi.org/10.1017/CBO9781107415324.004>
- (Shawn) Jang, S. C., & Feng, R. (2007). Temporal destination revisit intention: The effects of novelty seeking and satisfaction. *Tourism Management*, 28(2), 580–590. <http://doi.org/10.1016/j.tourman.2006.04.024>
- Su, Y. W., & Lin, H. L. (2014). Analysis of international tourist arrivals worldwide: The role of world heritage sites. *Tourism Management*, 40, 46–58. <http://doi.org/10.1016/j.tourman.2013.04.005>
- Tang, C. F., & Abosedra, S. (2014). The impacts of tourism, energy consumption and political instability on economic growth in the MENA countries. *Energy Policy*, 68, 458–464. <http://doi.org/10.1016/j.enpol.2014.01.004>
- Williams, P., & Soutar, G. N. (2009). Value, Satisfaction and Behavioral Intentions in an Adventure Tourism Context. *Annals of Tourism Research*, 36(3), 413–438. <http://doi.org/10.1016/j.annals.2009.02.002>
- WTO. (2002). World Tourism Organization Part I Designing the Tourism Satellite Account (Tsa). *Repert 2002*.
- Yin, E., Chew, T., & Jahari, S. A. (2014). Destination image as a mediator between perceived risks and revisit intention: A case of post-disaster Japan. *Tourism Management*, 40, 382–393. <http://doi.org/10.1016/j.tourman.2013.07.008>
- Zikmund, W. G., Babin, B. J., Carr, J. C., & Griffin, M. (2013). Business Research Methods. *Business Research Methods*, 696. <http://doi.org/10.1.1.131.2694>